

## Summary

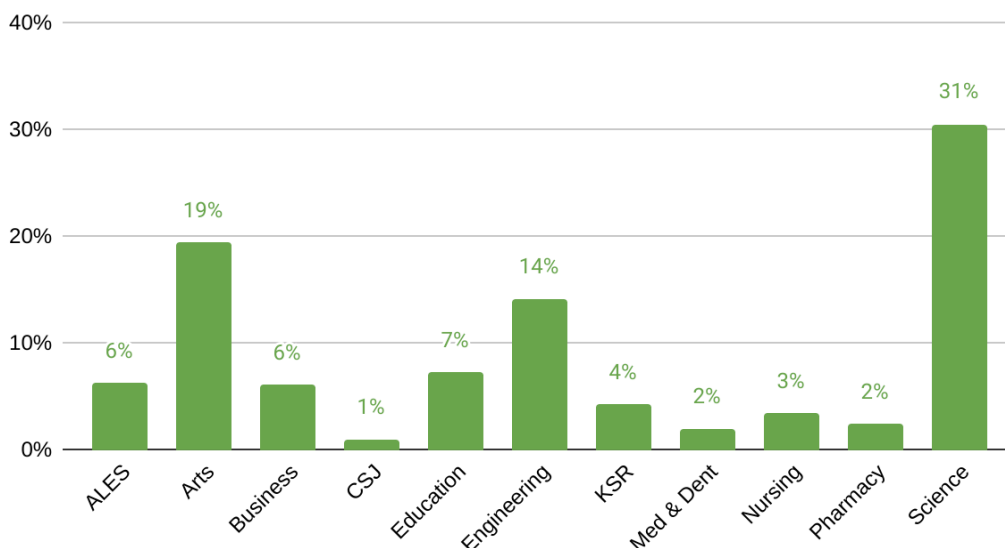
The following briefing was created using two Perks surveys. The first was online from February second to the fifth and collected 530 responses. It included six content questions. The second survey was online from January twenty-sixth to February fifth and collected 893 responses. It included four content questions.

- Between 53% and 74% of students, regardless of year of study, report it was easy to find safe, healthy housing this semester
- 69% of students report that their current living situation is their preferred living situation
- 65% of business students and 54% of arts students live with parents/guardians
- 10% of CSJ students report not having a stable living situation
- 59% of first-year students live with parents/guardians
- 94% of respondents indicate that their housing requires only regular/standard repairs
- Many students report dealing with housing issues such as bad neighbours, broken elevators, and dangerous neighbourhoods
- 73% of students report that finding their current housing was easy

## Survey One

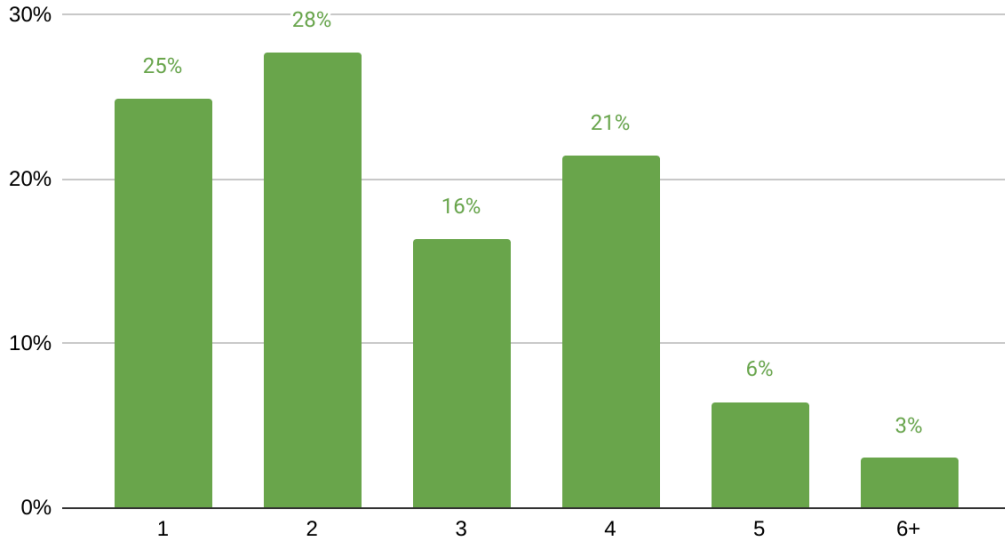
The majority of respondents in survey one reported being in either science, arts or engineering. Very few (Less than 10% total) reported being from CSJ, medicine and dentistry, pharmacy and nursing.

### Respondent Faculty



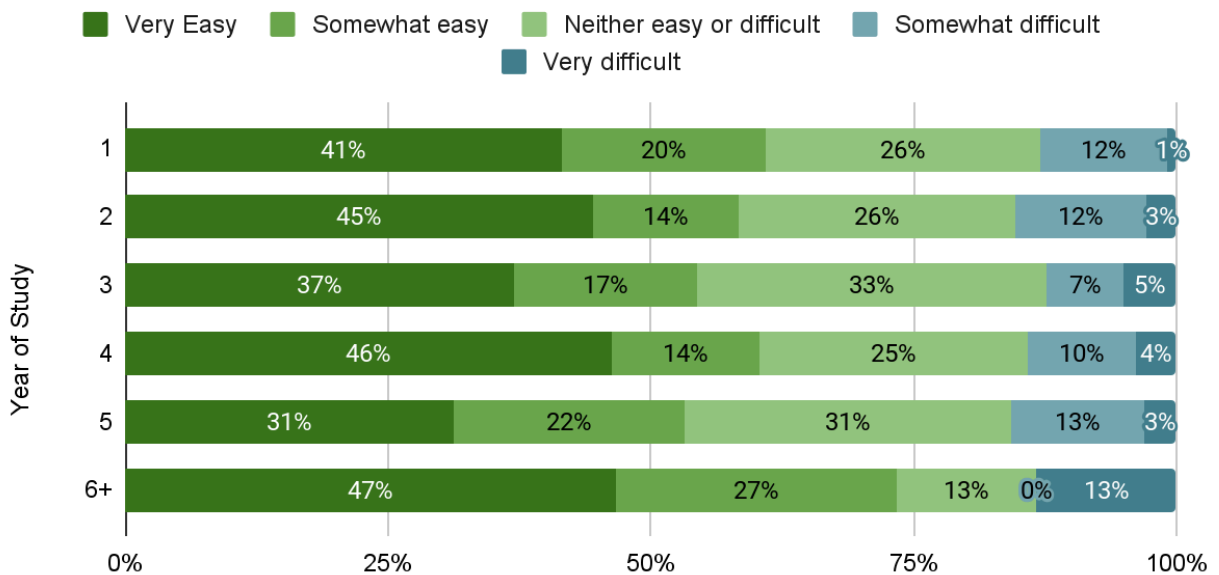
A large proportion of respondents indicated that they were in years one, two and four of their degree. Only 9% of respondents indicated being in years 5 and above.

### Respondent Year of Study



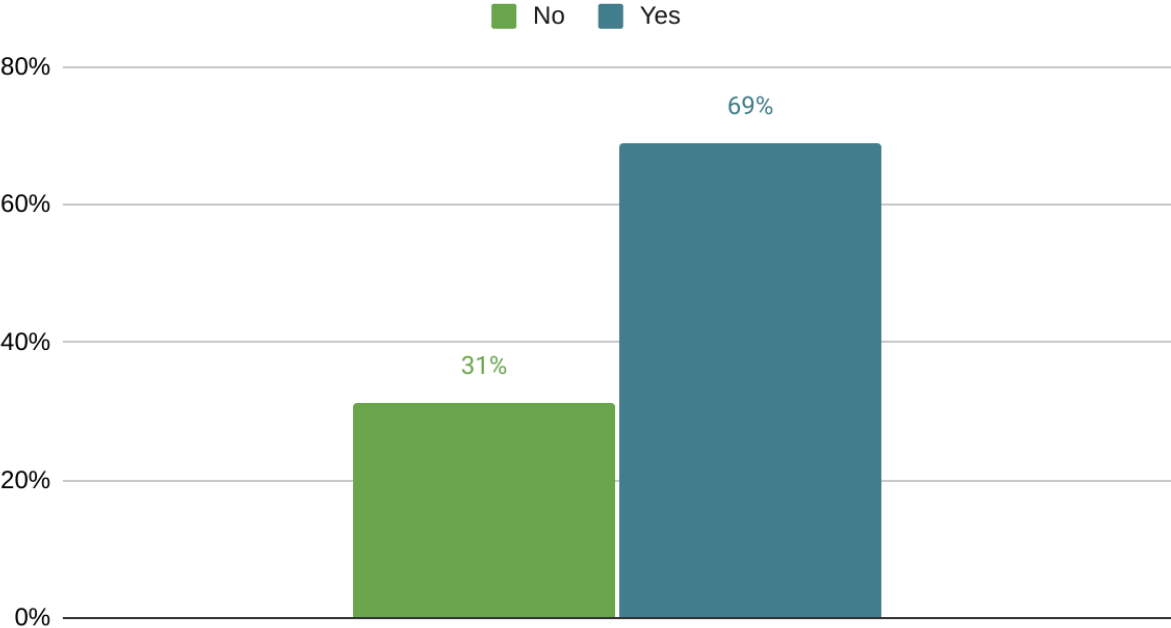
In general, most respondents, regardless of year of study, indicated having a very easy time finding safe housing this semester. Additionally, the proportion of respondents who reported they had a difficult time finding housing was rather consistent across years of study at around 12%.

### How easy or difficult has it been to find safe, healthy housing this semester?



69% of respondents reported that their current living situation is their preferred situation, while 31% indicated that their current living situation is not preferred.

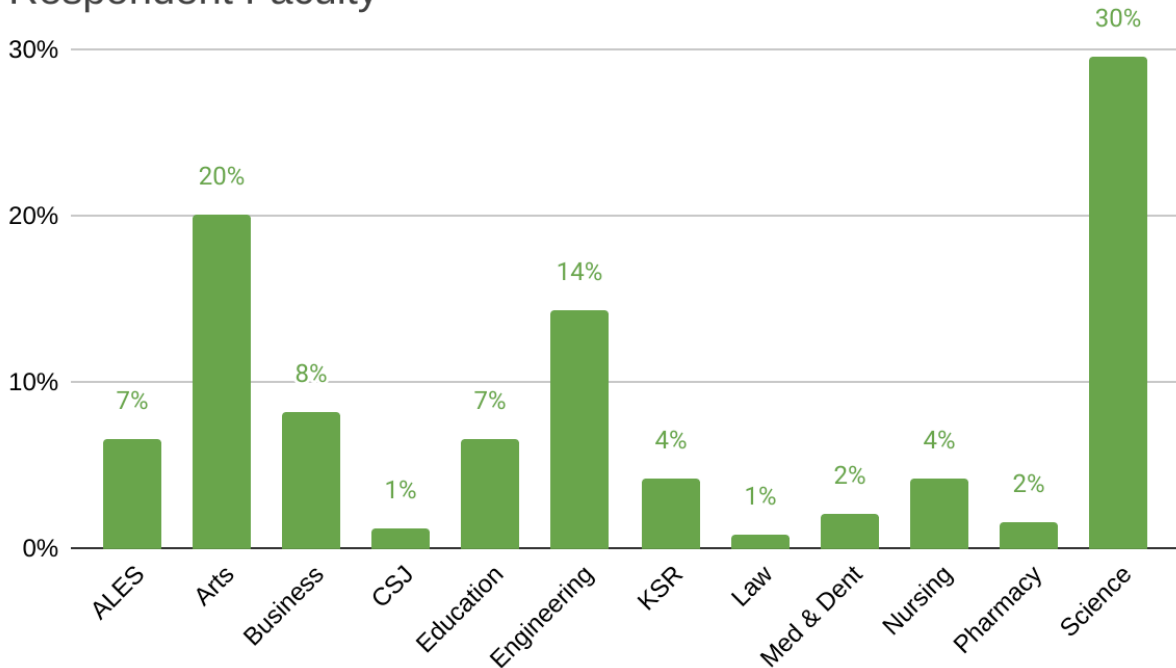
### Is your current living situation your preferred situation?



## Survey Two

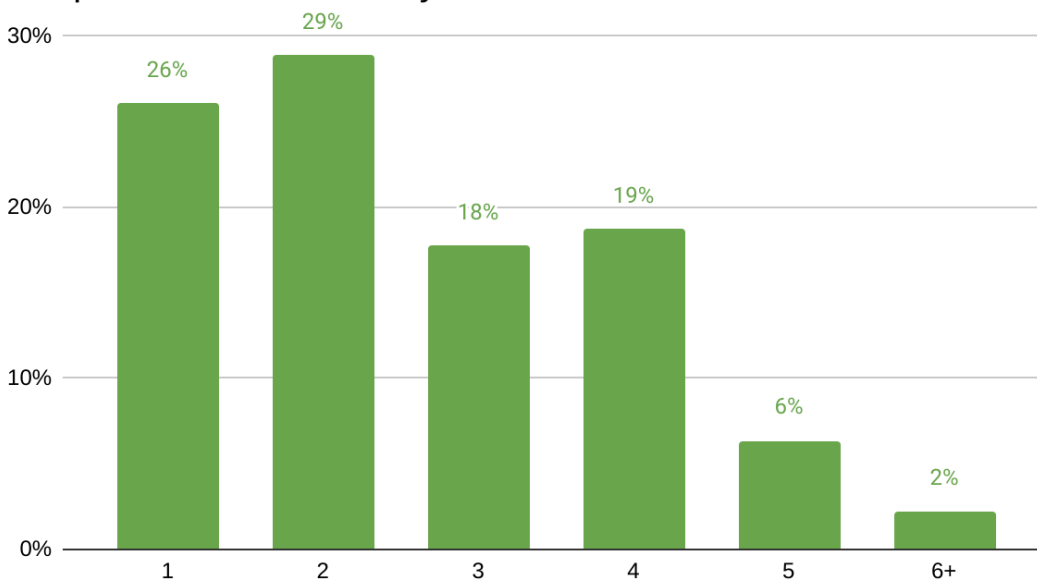
Similar to survey one, the majority of respondents in survey two reported being a part of science, arts or engineering.

### Respondent Faculty



A large proportion of respondents indicated being in their first or second years of study, followed by those in their third and fourth years. Only 7% reported being in their fifth year or above.

### Respondent Year of Study

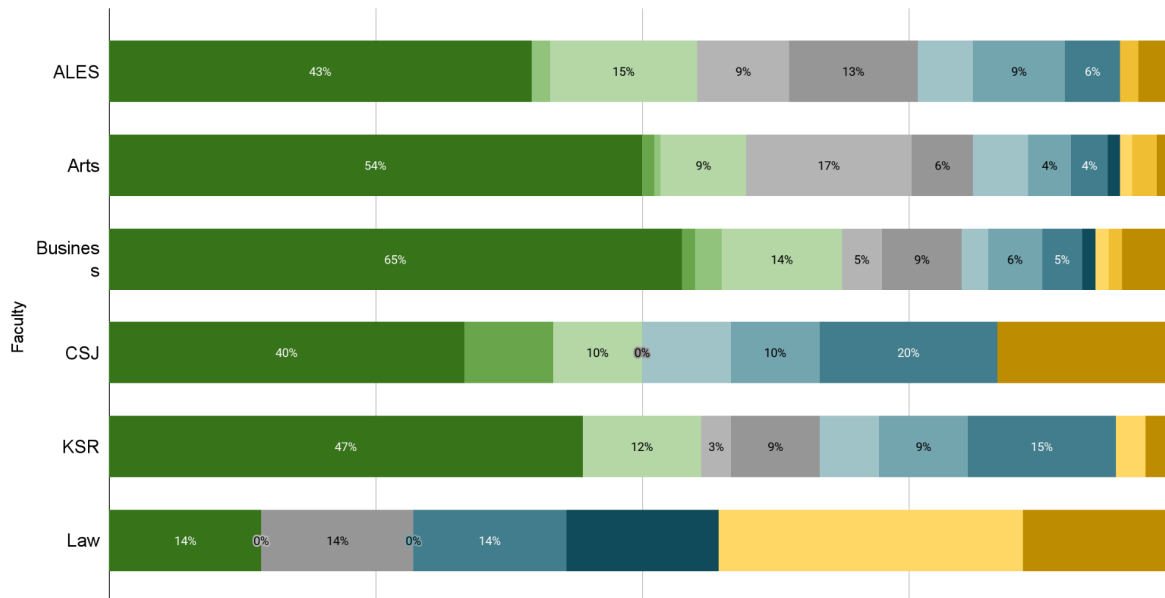


A large proportion of students, regardless of faculty, report living with their parents/guardians (14%-65%). In addition, many students live in university residences (9%-15%) or rent an apartment with a partner/dependent (3%-17%). Furthermore, students in CSJ, more than any other faculty, report not having a stable living situation (10%). 3% of business students report living out of their car or a tent.

*Note that each bar does not add up to 100%, as respondents could choose more than one answer*

Which of the following best describes your living situation this semester? If more than one apply, that's fine too.

- Living with parents/guardians ■ No stable living situation ■ Staying in a tent, car, etc. ■ Living in University residence
- Renting an apartment alone or with partner/dependents ■ Sharing a rented apartment with people who aren't
- Renting a house or duplex, alone or with partner/dependents ■ Sharing a rented house or duplex with people who aren't
- Living in a property owned by your parents/guardians, but not living with them ■ Owning an apartment
- Owning a house or duplex ■ Something else ■ Prefer not to say

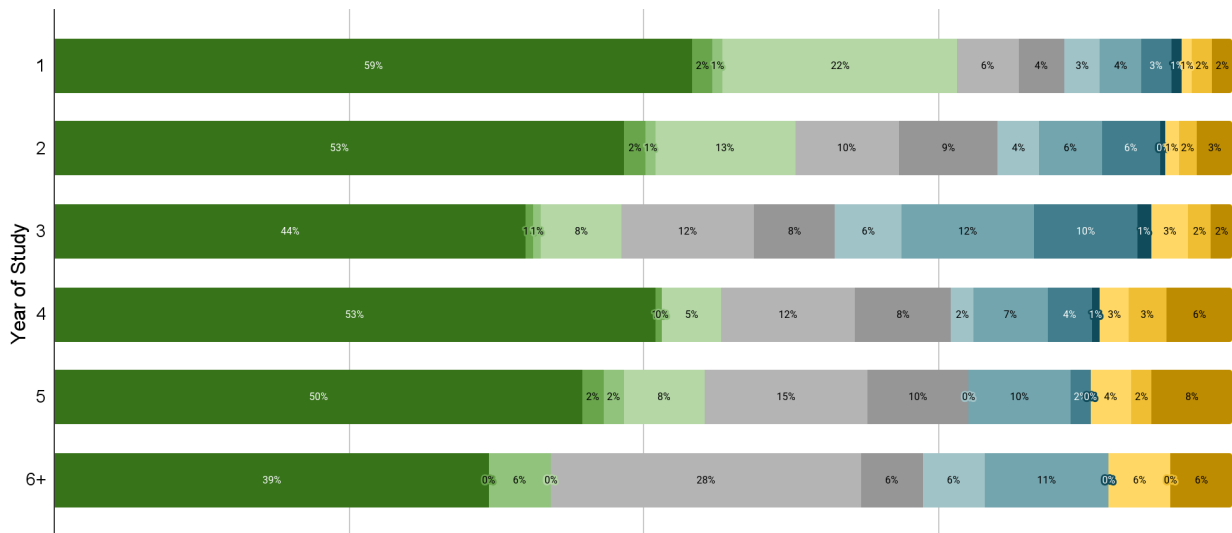


Most students, regardless of year of study, report living with their parents/guardians (39%-59%). In addition, many first-year students live in university residences (22%) and 28% of sixth-year students rent an apartment with a partner/dependent (6%-28%). Students in their sixth year and above report, more than any other year of study, living out of their car or a tent (6%).

*Note that each bar does not add up to 100%, as respondents could choose more than one answer*

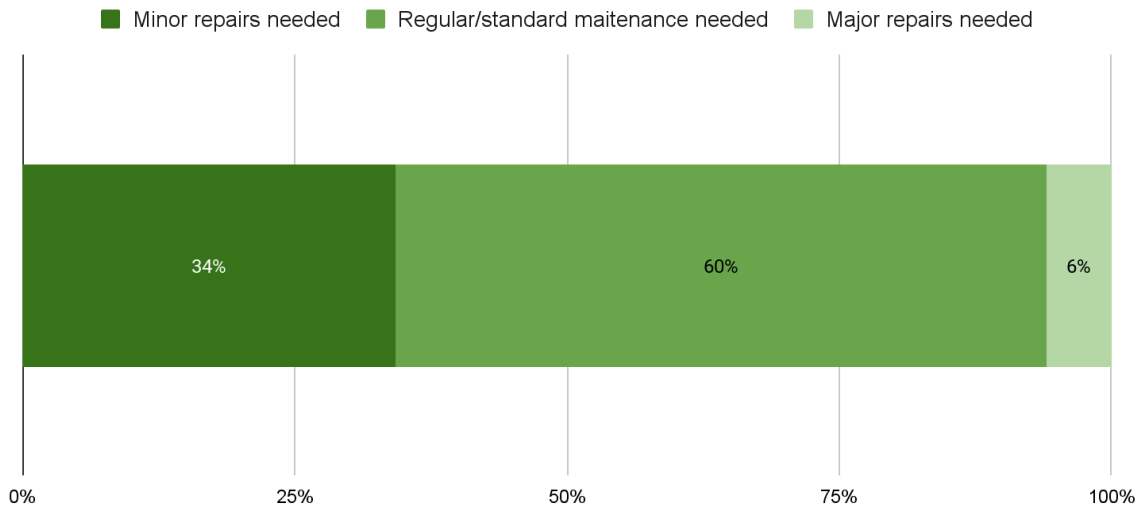
Which of the following best describes your living situation this semester? If more than one apply, that's fine too.

- Living with parents/guardians
- No stable living situation
- Staying in a tent, car, etc.
- Living in University residence
- Renting an apartment alone or with partner/dependents
- Sharing a rented apartment with people who aren't partner/dependents
- Renting a house or duplex, alone or with partner/dependents
- Sharing a rented house or duplex with people who aren't
- Living in a property owned by your parents/guardians, but not living with them
- Owning an apartment
- Owning a house or duplex
- Something else
- Prefer not to say



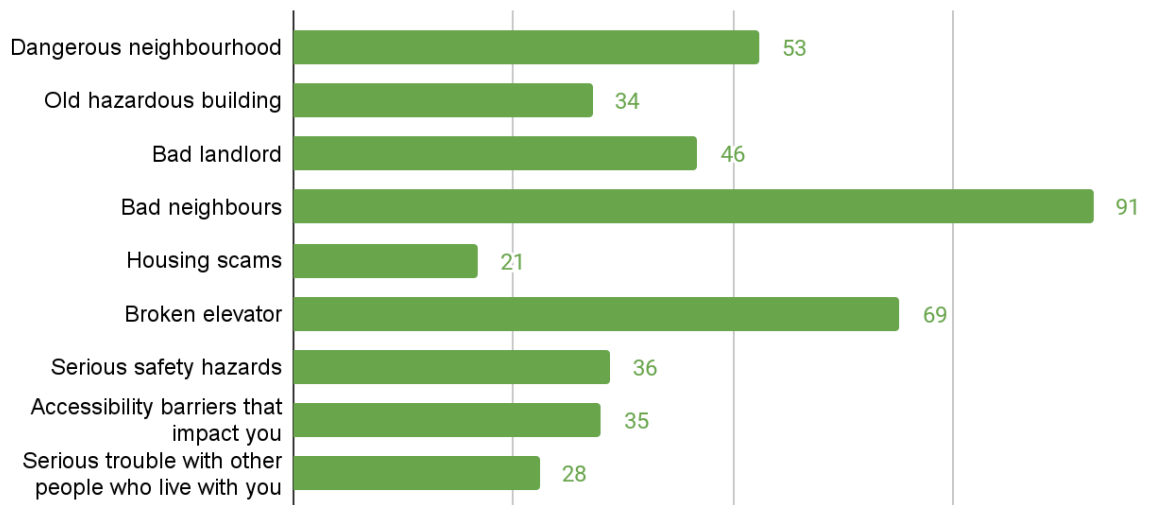
Most respondents indicated that their living situation requires only minor or regular/standard repairs. 6% of respondents reported that their housing is in need of major repairs.

**What's the condition of your main dwelling this semester? This is a question from Edmonton's housing needs assessment data and will help us benchmark**



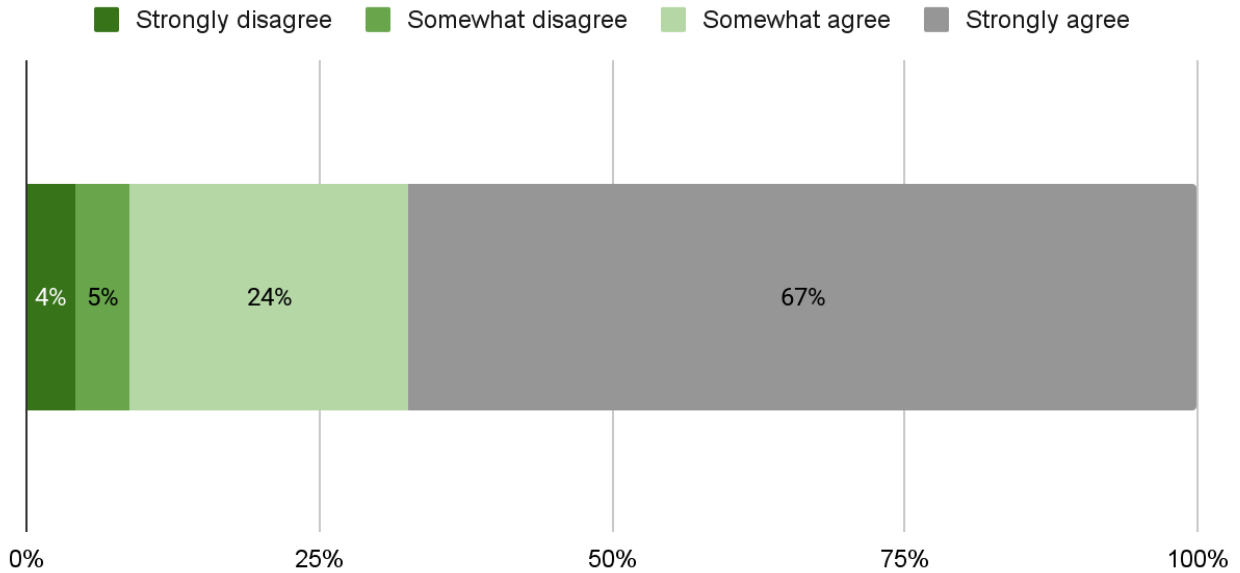
91 respondents indicated that this semester they are dealing with bad neighbours. 69 also reported that they have a broken elevator, 53 that they live in a dangerous neighbourhood, and 46 with a bad landlord. Additionally, 21 reported that they are dealing with housing scams.

**This semester, in a housing context, are you dealing with... (choose all that apply)**



A large amount of students reported that their living situation this semester is meeting their basic needs. Only approximately 10% of students reported that their current living situation does not meet their basic needs.

### Agree or disagree? My living situation this semester is meeting my basic needs.



73% of students reported that finding/setting up their current housing situation was easy, and 28% reported that it was difficult.

### In general, how easy or difficult was it to find/set up your current housing situation? This could include factors like cost, accessibility, location, dealing with landlords, finding the right listings...

